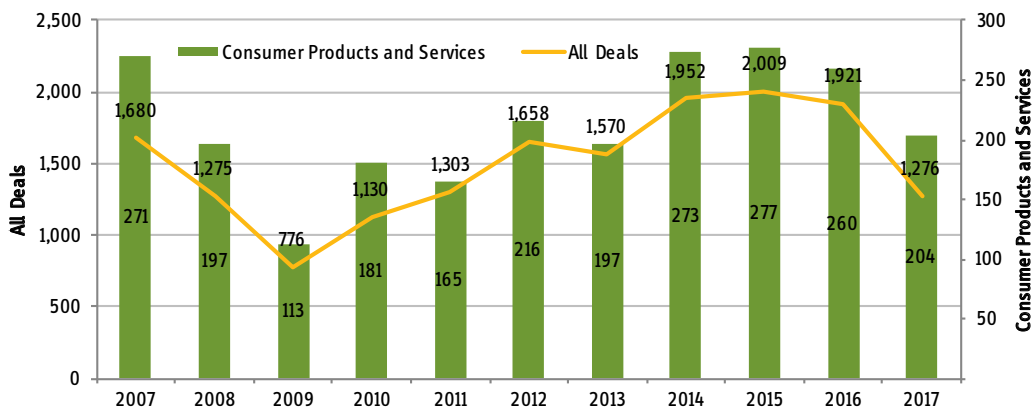


INSIGHT: Consumer Products and Services

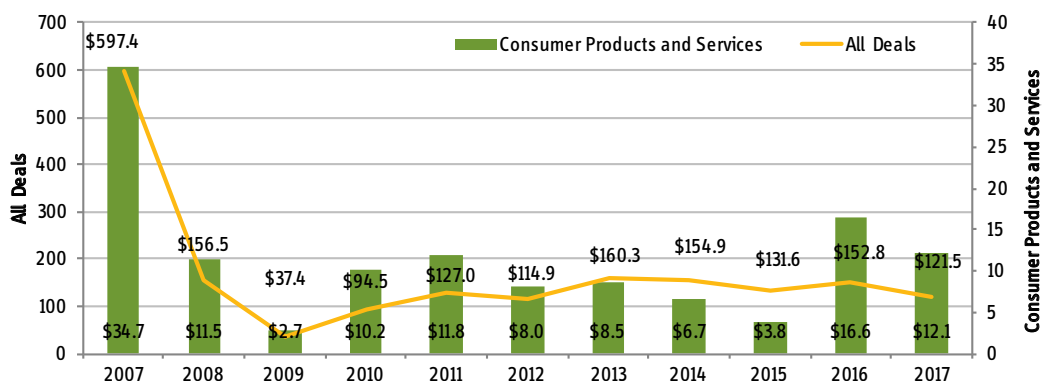
The following tables reflect closed LBO deals by U.S. buyout firms in the Consumer Products and Services industry. The source for the data is Thomson One, a product of Thomson Reuters. Please contact Paul Centopani at pcentopani@buyoutsinsider.com with questions or comments.

Number of Deals by U.S. Sponsors, 2007 - 2017



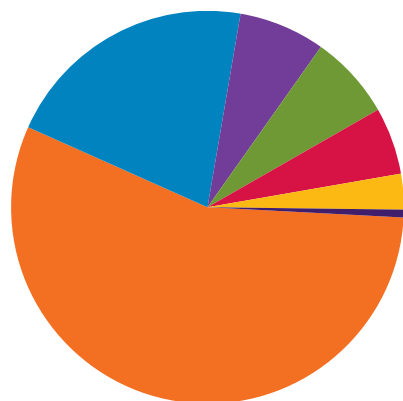
There were 16,550 transactions worldwide by U.S.-based buyout firms with a total disclosed valuation of about \$1.9 trillion from January 1, 2007 through August 9, 2017. From this tally, Consumer Products and Services was responsible for 2,354 transactions and those with reported financial details combined for about \$126.7 billion.

Deal Volume by U.S. Sponsors, 2007 - 2017 (US\$B)



Within Consumer Products and Services, Professional Services was the leading sector, accounting for 1,313 of the 2,351 transactions (55.8 percent) from 2007 to 2017. Placing second was Other Consumer Products with 494 deals (21 percent), while Home Furnishings came in third with 167 deals (7.1 percent).

LBO Deals in Consumer Products and Services (2007 - 2017)



- Professional Services
- Other Consumer Products
- Home Furnishings
- Educational Services
- Employment Services
- Travel Services
- Legal Services

Sector	Number of Deals	Percent
Professional Services	1313	55.8%
Other Consumer Products	494	21.0%
Home Furnishings	167	7.1%
Educational Services	163	6.9%
Employment Services	130	5.5%
Travel Services	69	2.9%
Legal Services	15	0.6%
Total	2,351	100.0%

INSIGHT: Consumer Products and Services

Ten Largest LBO Deals By U.S.-Based Sponsors in Consumer Products and Services (2007 to 2017)

Date Effective/ Unconditional	Target Name	Website	Value (\$Mil)	Business Description	Acquirer(s)	Acquirer Ultimate Parent
05/02/16	The ADT Corp	www.adt.com	12,269.379	Provide security systems services	Apollo Global Management LLC	Apollo Global Management LLC
01/26/07	ARAMARK Corp	www.aramark.com	8,216.973	Pvd mgmt svc	Investor Group	ARAMARK Corp's CEO Joseph Neubauer, GS Capital Partners, Thomas H Lee Partners, JP Morgan Partners and Warburg Pincus
07/24/07	ServiceMaster Co	www.servicemaster.com	5,080.009	Pvd maintenance svcs	CDRSVM Acquisition Co Inc	CDRSVM Acquisition Co Inc
05/01/17	Aon Hewitt-Benefits Admin & HR	-	4,800.000	Human Resources and Executive Search Consulting Services	Blackstone Group LP	Blackstone Group LP
07/20/07	Laureate Education Inc	www.laureate-inc.com	3,704.229	Own,op learning ctrs	Investor Group	Laureate Education Inc's CEO Douglas L Becker, Kohlberg Kravis Roberts & Co, Citigroup Private Equity, among others
06/23/11	Securitas Direct AB	www.securitas-direct.com	3,412.383	Provide security services	Investor Group	Bain Capital and Hellman & Friedman
05/31/17	Safran Identity & Security SAS	www.morpho.com	2,720.135	Security Systems Services (Except Locksmiths)	Investor Group	Advent International Corp and Bpifrance SA
07/31/08	Booz Allen Hamilton-Government	-	2,540.000	Pvd consulting svcs	The Carlyle Group LP	The Carlyle Group LLC
08/01/17	HD Supply Waterworks Ltd	www.hdswaterworks.com	2,500.000	Wholesale water systems	Clayton Dubilier & Rice LP	Clayton Dubilier & Rice LLC
12/21/11	M&F Worldwide Corp	www.mandfworldwide.com	2,288.932	Holding company	MacAndrews & Forbes Hldg Inc	MacAndrews & Forbes Holdings Inc

Ten Largest M&A Exits By U.S.-Based LBO Sponsors in Consumer Products and Services (2007 to 2017)

Date Effective/ Unconditional	Target Ultimate Parent	Target Name	Business Description	Value (\$mln)	Website	Acquirer(s)
07/12/17	Apollo Global Management LLC	Novitex Holdings Inc	Business Services	2,800.000	www.novitex.com	Quinpario Acquisition Corp 2
05/19/15	Hellman & Friedman LLC	Wood Mackenzie Ltd	Business and Consulting Services	2,785.360	www.woodmac.com	Verisk Analytics Inc
10/21/16	Vestar Capital Partners Inc	Press Ganey Holdings Inc	Business and Consulting Services	2,296.340	www.pressganey.com	EQT VII Ltd
09/01/15	New Mountain Capital LLC	SNL Financial LC	Business and Financial Services	2,225.000	www.snL.com	McGraw Hill Financial Inc
12/30/10	Welsh Carson Anderson & Stowe	US Oncology Inc	Pure & Contract Biotechnology Research	2,160.000	www.usoncology.com	McKesson Corp
06/24/15	TPG Capital LP	Envision Pharmaceutical Services LLC	Pharmaceutical Services	2,011.480	www.envisionrx.com	Rite Aid Corp
11/19/12	Goldman Sachs Group Inc	Vivint Inc	Business Services	2,000.000	www.vivint.com	Blackstone Capital Partners VI LP
11/30/16	KKR & Co LP	WMF Group GmbH	Metal and Metal Products	1,918.550	www.wmf.com	Seb SA
12/02/15	Blackstone Group LP	Allied Security Holdings LLC	Business Services	1,670.000	www.alliedbarton.com	Wendel SE
12/18/13	Leonard Green & Partners LP	Brickman Group Ltd	Agriculture, Forestry, and Fishing	1,600.000	www.brickmangroup.com	KKR & Co LP

Most Active Financial Advisors on Consumer Products and Services Deals with LBO Backers (2007 to 2017)*

Rank	Advisor Name	Value (\$ Mil)	Market Share (%)	Number of Deals
1	Goldman Sachs & Co	54,639.5	43.2	48
2	Bank of America Merrill Lynch	44,414.1	35.1	35
3	Citi	38,719.0	30.6	32
4	Credit Suisse	34,756.1	27.5	47
5	Morgan Stanley	33,484.8	26.5	34
6	Barclays	30,491.6	24.1	28
7	Deutsche Bank	28,581.6	22.6	23
8	JP Morgan	26,817.8	21.2	27
9	RBC Capital Markets	13,837.7	10.9	12
10	Moelis & Co	9,402.0	7.4	17
	Subtotal with Financial Advisor	121,511.8	96.1	1,028
	Subtotal without Financial Advisor	4,995.2	3.9	1,323
	Industry Total	126,507.0	100.0	2,351

* The post offer value represents the value of all shares outstanding (primary shares, management shares, etc.) at the offer date.

** Percentage change between the IPO price and the market share close on Oct. 31 2017.

Source: Thomson One, a product of Thomson Reuters